

Dental and Health Care Utilization among Florida Pediatric MediPass Beneficiaries

NATIONAL ORAL HEALTH CONFERENCE- MAY, 2005

Frank Catalanotto, DMD*, Allyson Hall, PhD, Jianyi Zhang, PhD and
Scott Tomar, DMD, DrPH

University of Florida College of Dentistry

University of Florida College of Public Health and Health Professions

Florida Center for Medicaid and the Uninsured

fcatalanotto@dental.ufl.edu; 352-256-5909



The Florida MediPass Program

Florida Medicaid's Primary Care Case Management Program

- Recipients must select a primary care provider (PCP) who will refer patients for necessary medical services
- PCP's receive a \$3 monthly management fee for each patient
- Dental services do not have to be approved by a PCP
- 48 percent of all beneficiaries are in MediPass; 50 percent are in HMOs
- Florida MediPass claims and utilization data are easily accessible



This project utilized Florida MediPass administrative claims data

- Includes children who had a dental claim in 2000-2003 and were aged 0-6 years during each year
- Group 1: No record of general anesthesia (GA) for hospital-based dental procedure
- Group 2: Record of GA for a hospital-based dental procedure, based on:
 - ICD-9 codes: dental caries (521.0); dental periapical abscess without sinusitis (522.5); facial cellulitis (682.0) and periapical abscess with sinus (522.7)

AND

- Current Procedural Terminology (CPT) code 00170 (“anesthesia for intraoral procedures, including biopsy; not otherwise specified”)

Unit of Analysis

Member months

- Allows for gaps in coverage and different lengths of spans in enrollment
- Total number of days of enrollment/30 days
- Rounded to the nearest month e.g. 30.2 rounded to 30
- Results presented as per 1000 member months for ease of interpretation

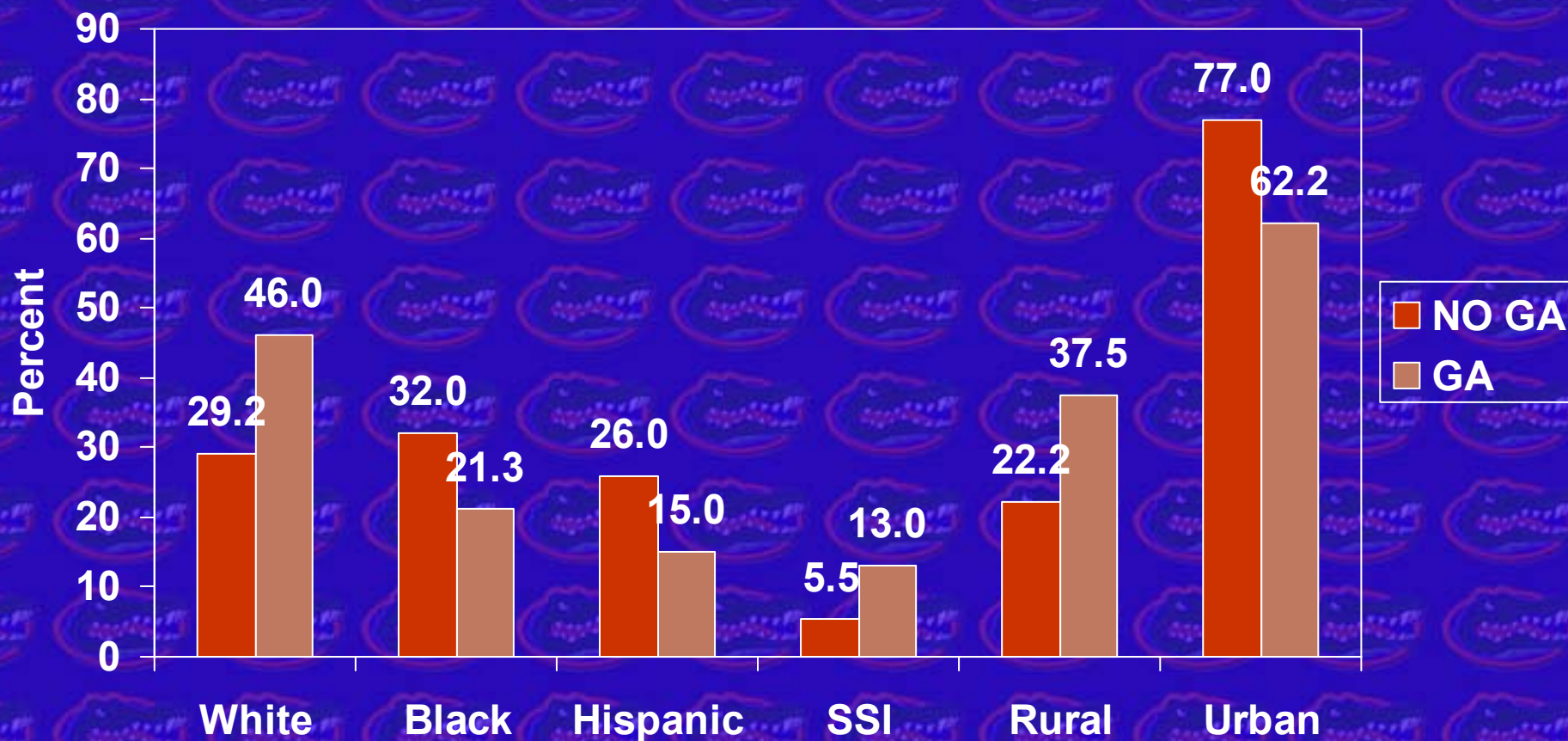


Distribution of Children, aged 0-6 years, enrolled in Florida MediPass in years 2000-2003 with dental claims, with and without general anesthesia (GA)

Year	All children	At least 1 dental claim	Without GA	With GA Children	With GA Cases
2000	601,721	75,537	74,495	1,042	1,317
2001	683,669	82,328	81,007	1,321	1,665
2002	752,150	92,313	91,044	1,269	1,667
2003	802,293	101,805	100,533	1,272	1,703



Selected demographic characteristics of children age 0-6 yrs enrolled in Florida MediPass program, by General Anesthesia status, 2000-2003



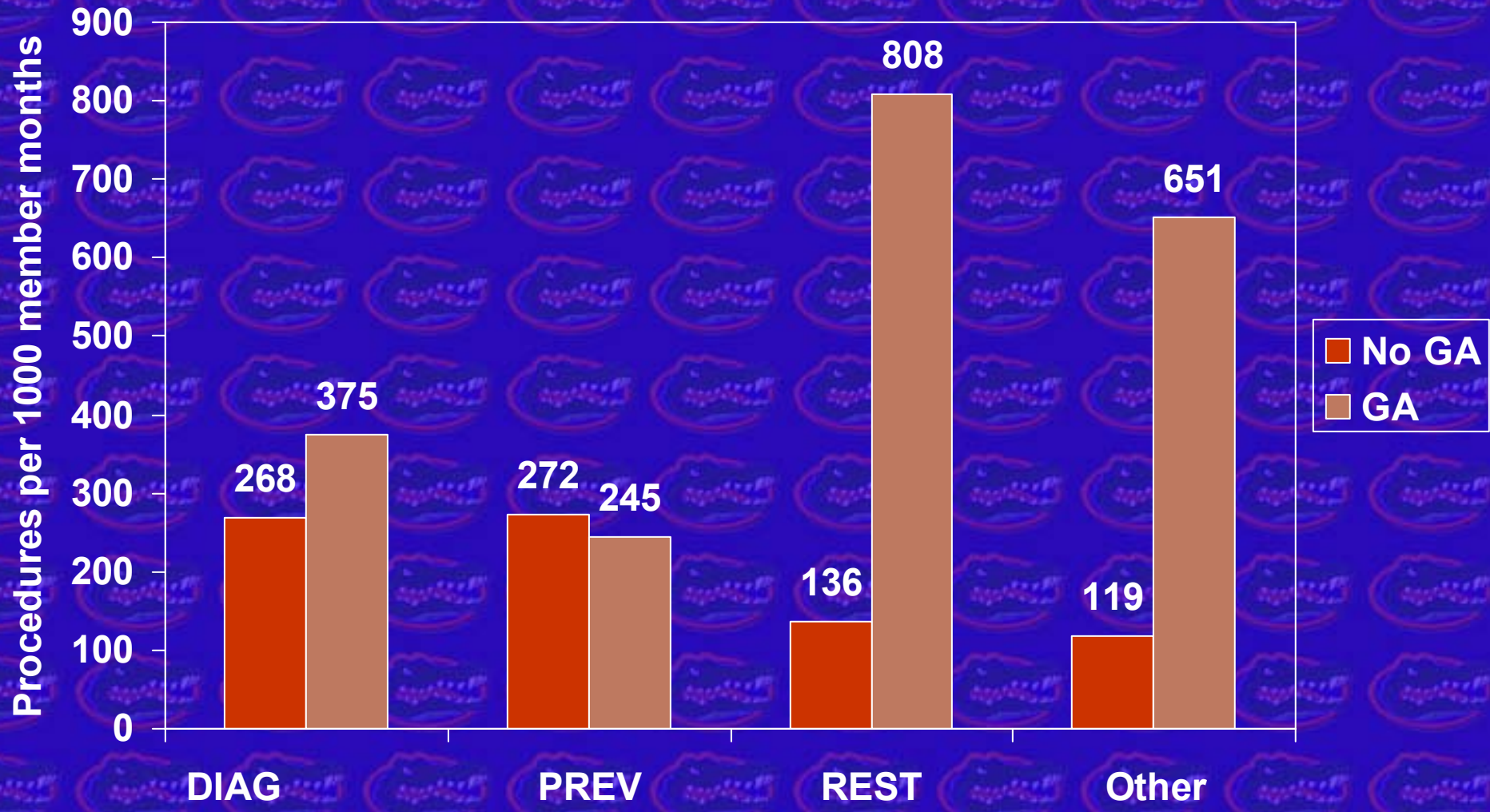
Average CDT Diagnostic, Preventive, Restorative and Other procedures per 1000 member months, 2000-2003 Florida MediPass Recipients aged 0-6 years

General Anesthesia (GA) status	Type of Procedure			
	DIAGNOSTIC	PREVENTIVE	RESTORATIVE	OTHER
No GA	268	272	136	119
GA	375	245	808	651



Average CDT Diagnostic, Preventive, Restorative and Other procedures /1000 member months

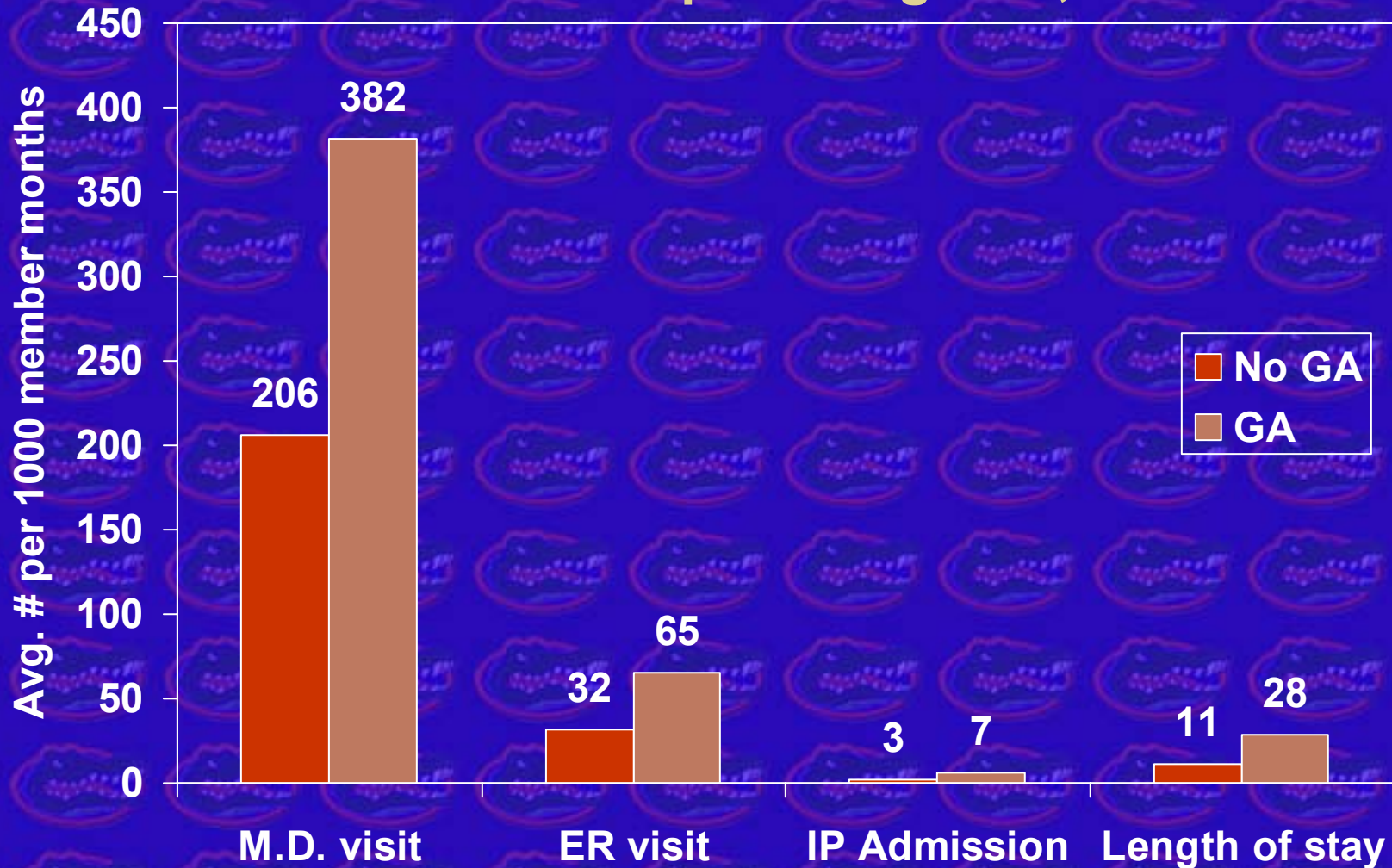
Florida MediPass Recipients aged 0-6 years, 2000-2003



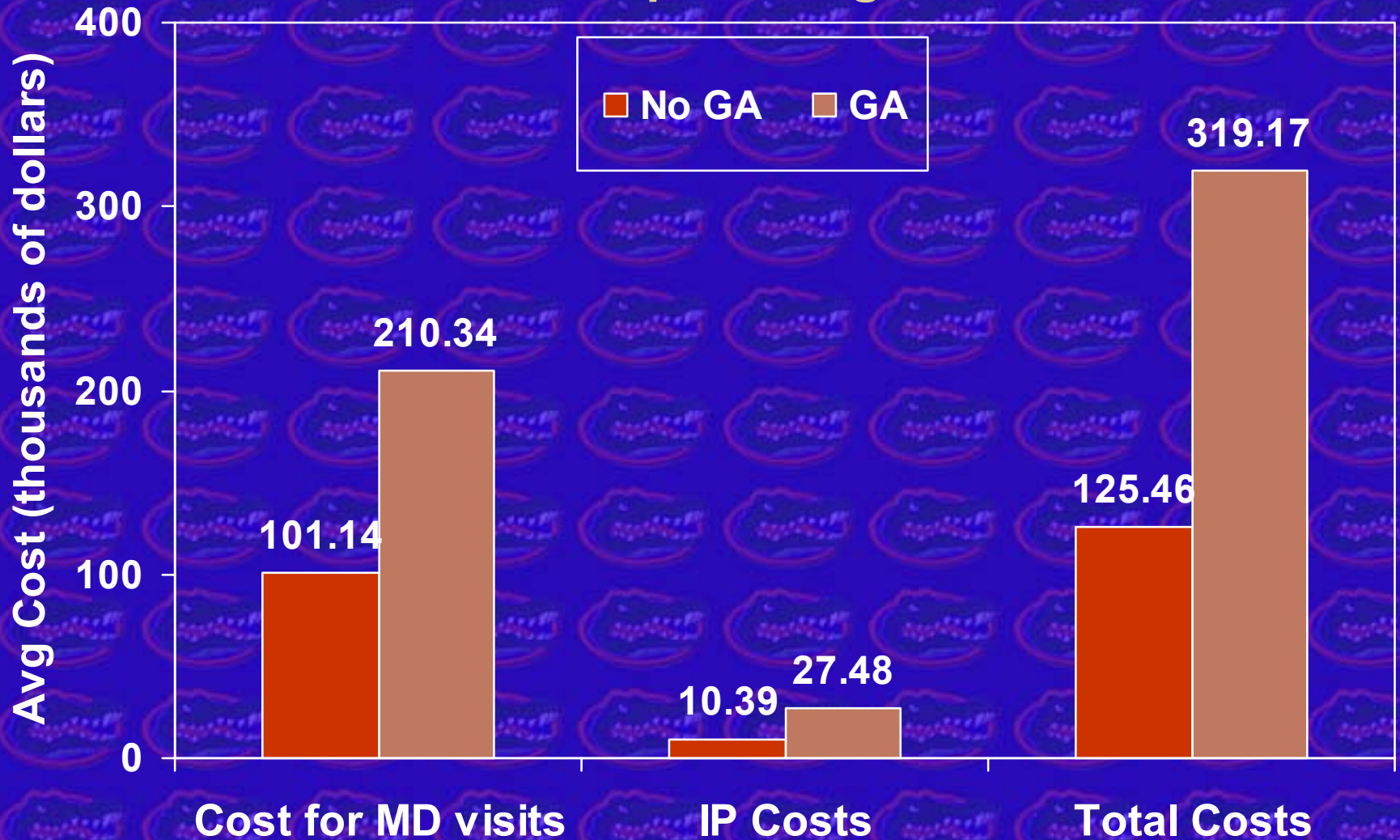
**Average Physician Visits, ER Visits, Hospital Admissions and Length of Stay per 1000 Member Months
Florida MediPass Recipients, 2000-2003**

General Anesthesia Status	Physician Visits	ER Visits	In-patient Admissions	Length of stay (days)
Dental Claims and No GA	206	32	2.5	11.4
Dental Claims and GA	382	66	6.6	28.4

Average Physician Visits, ER Visits, IP Admissions and Lengths of Stay/1000 Member Months Florida MediPass Recipients Age 0-6, 2000-2003



Average costs per 1000 member months (\$1000) for Physician Visits, Inpatient Admissions, and Total Florida MediPass Recipients Age 0-6, 2000-2003



CONCLUSIONS

DENTAL CARE – Florida MediPass beneficiaries with general anesthesia (2000-2003) during a dental procedure received, on average:

- **1.4** times as many diagnostic procedures
- **5.9** as many restorative procedures
- **5.5** as many other dental procedures
- but only **0.9** as many preventive procedures as those who received dental care without general anesthesia.



CONCLUSIONS

MEDICAL CARE - Florida MediPass beneficiaries (2000-2003) with GA for dental care were more likely to have medical contacts than those receiving dental care without GA, including:

- 1.8 times as many physician visits
- 2.1 as many emergency room visits
- 2.6 times as many in-patient admissions
- 2.5 times as long hospital stays
- 2.5 times as much medical costs



CONCLUSIONS

There were racial and residential location differences in the distribution of Florida MediPass children (2000-2003) in the non-GA and GA groups:

- a) Whites, Blacks and Hispanics were relatively evenly distributed in the non GA group,**
- b) Whites represented more than 2.1 times as many GA cases as Blacks,**
- c) Whites represented more than 3 times as many GA cases as Hispanics.**
- d) Rural children were 1.7 times more likely to receive GA for dental care than their representation in the nonGA group of children with dental claims.**

ACKNOWLEDGEMENTS

UNIVERSITY OF FLORIDA

FCMU

Florida Center for Medicaid and the Uninsured

Shaping ■ Healthcare ■ Policy

- Supported in part by a contract from the Florida Agency for Health Care Administration, number M0508
- Consultants- Drs. James Crall, Peter Damiano, and Donald Schneider



REFERENCES

1. US Department of Health and Human Services. Oral Health in America: A Report of the Surgeon General. Rockville, MD: US Department of Health and Human Services, National Institutes of Health, National Institute of Dental and Craniofacial Research; 2000.
2. Kanellis MJ, Damiano PC, Momany ET. Medicaid costs associated with the hospitalization of young children for restorative dental treatment under general anesthesia. J Public Health Dent 2000;60(1):28-32.
3. Griffin SO, Gooch BF, Beltran E, Sutherland JN, Barsley R. Dental services, costs, and factors associated with hospitalization for Medicaid-eligible children, Louisiana 1996-97. J Public Health Dent 2000; 60(1):21-7.
4. Pettinato ES, Webb MD, Seale NS. A comparison of Medicaid reimbursement for non-definitive pediatric dental treatment in the emergency room versus periodic preventive care. Pediatric Dent 2000; 22(6):463-8.
5. Wadhawan S, Kumar JV, Badner VM, Green EL. Early childhood caries-related visits to hospitals for ambulatory surgery in New York State. J Public Health Dent 2003; 63(1):47-51.