

# Moving From Good to Great: CDHP Sealant Workgroup

Matt Crespin, MPH, RDH

Associate Director - Children's Health Alliance of Wisconsin

Chair – CDHP Sealant Workgroup



# Disclosures / Affiliations

- AAPHD Council on Legislation – Member
- ADA expert panel on clinical recommendations for sealant placement - Member
- ADHA Board of Trustees – Dist. VII Trustee and VP candidate
- ASTDD School and Adolescent Oral Health Committee – Member
- Washington Dental Services Foundation – Consultant

**This presentation may not necessarily be the view of other organizations I am affiliated with**

# SWG Members

- Donna Behrens, RN, MPH, BSN
- Ginny Spellman Black, MPH, BSN, RN
- Mary Pat Burgess, MBA, RDH
- Richard Champany, DDS, MPH
- Terri Chandler, RDH
- Lori Cofano, RDH
- Jodie Hostetter, BSDH, RDH
- Anna Karina Mascarenas, BDS, MPH, Dr. PH
- Daniel Romo, DDS
- Bob Russell, DDS, MPH
- Armando Soto-Rojas, DDS, MPH
- Merry Jo Thoele, MPH, RDH

# SWG Process

- Initial webinars to discuss barriers and issues facing SBSP
- Categorized into themes
- Met face-to-face in January 2016
- Meet monthly via WebEx
- Interim small team meetings by priority
- External review
- Finalized recommendations and tools

# Outcomes

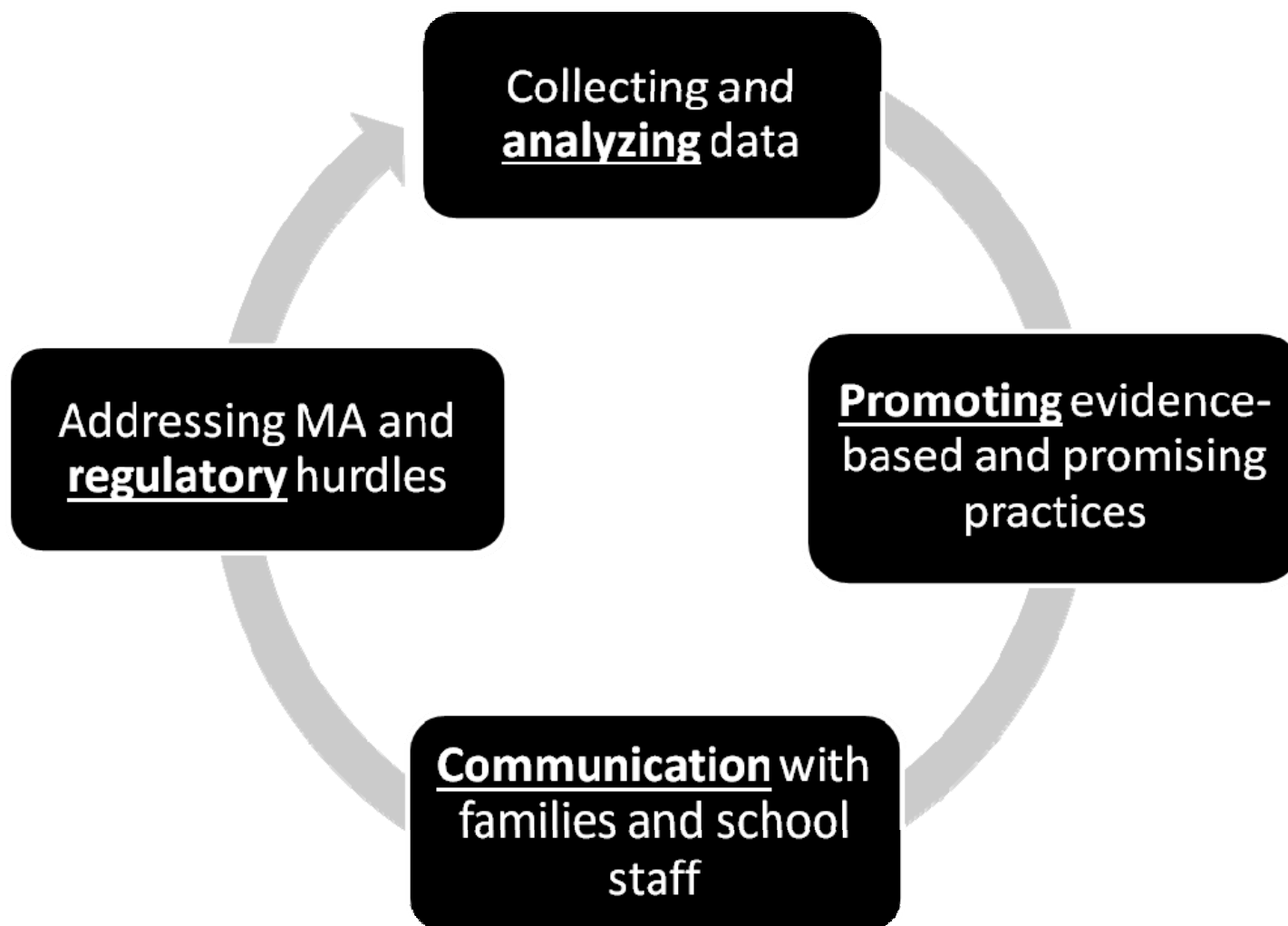
## **We did...**

- Make recommendations for improving school-based sealant programs (SBSP)
- Develop and provide tools for improving communication, efficiency, reporting, data collection and overall effectiveness of SBSP

## **We did not...**

- Make very specific clinical recommendations
- Provide recommendations for the initial start of up SBSP
- Duplicate the work of others (i.e. Seal America and other panels)

# SWG Priorities



# Promoting EB and promising practices

- Recommendations regarding consistency
- Promoting high quality programs who use EB and promising practices
- Equipping programs to be successful



# Communication

- Building stronger relationships with schools and families
- Sharing outcomes and expectations
- Templates for success






## A Worksheet: Creating a Communications Plan for a School-Based Sealant Program

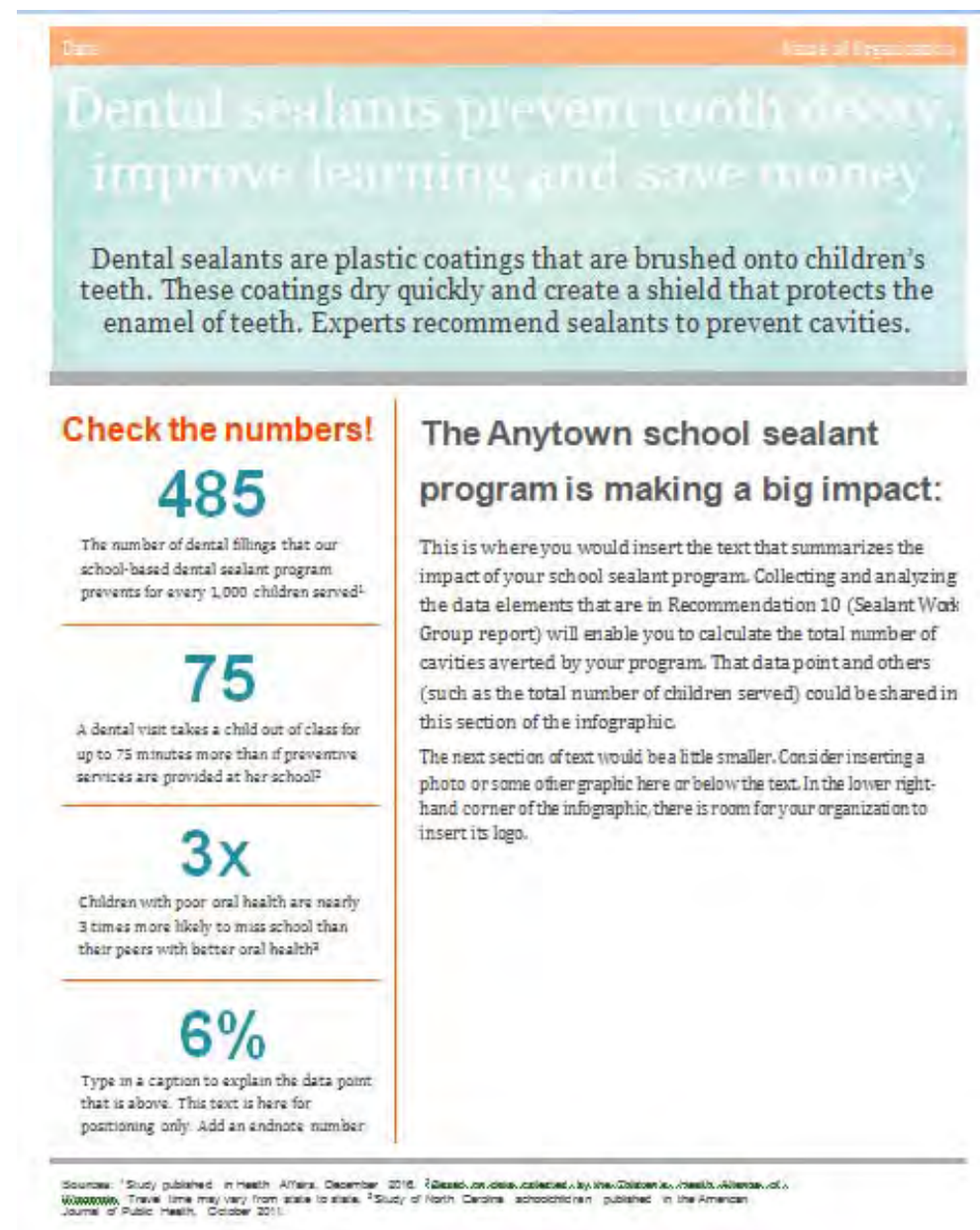
Objectives:				
Audience	Communication vehicles <i>(Emails, text messages, flyers, meetings, newsletters, etc.)</i>	Messages to communicate to each audience	Frequency of each communication vehicle	Person(s) responsible for each communication
Parents and Other Caregivers				
Community Organizations <i>(social service agencies, faith-based, etc.)</i>				

# Collecting and analyzing data

- What to collect
- How to analyze it
- Formulating a story
- Spreading the message



# Customizable info graphic



# Addressing MA and regulatory hurdles

- Policy implications
- Increased program efficiency
  - Practitioner based
  - Economic based
- Level the playing field



# What Is an NPI Number and Why Should You Get One?

## *Information for Dental Hygienists in School-Based Sealant Programs*

### What Is an NPI Number?

A National Provider Identifier (NPI) is a unique 10-digit identification number, assigned at no cost to health care professionals in the U.S. by the Centers for Medicare & Medicaid Services (CMS) through the National Plan and Provider Enumeration System (NPPES). Having an NPI is the first step for a health care professional to contract with their state Medicaid agency. Once contracted, they may submit for reimbursement of health care services they provided to Medicaid/Medicare enrollees. According to the [NPPES website](#), "The purpose of these provisions is to improve the efficiency and effectiveness of the electronic transmission of health information."

**I'm a dental hygienist and my state does not recognize dental hygienists as Medicaid contracted providers. So is there any point in requesting an NPI?**

Yes. More states have changed their policies in recent years to allow dental hygienists to bill Medicaid directly for covered oral health services. Obtaining an NPI number now means you will be ready once your state becomes part of this trend. (If you move to another state, your NPI number moves with you and remains the same.) If more dental hygienists secure NPIs in your state it could help to build momentum for your state Medicaid agency to update its policies. Allowing dental hygienists to bill directly for services will strengthen the efficiency of school-based sealant programs.

### How do I obtain an NPI?

The first step is to create an account by following the instructions on the [NPPES website](#). Then, request an NPI by completing the online application created by the NPPES.

### What is a taxonomy code?

A taxonomy code classifies health care providers by the type of services they provide and their area of specialization. When applying for an NPI from NPPES, a health care provider must select the Healthcare Provider Taxonomy Code or code description that best describes the health care provider's type, classification, and specialization. This code or

- Web link to apply for an NPI: <https://nppes.cms.hhs.gov/NPPES/Welcome.do>
- Provider Type Dentistry: 12
- Taxonomy for dental hygienist: 124Q00000X
- This is a professional registration that identifies the dental hygiene as healthcare professionals.
- NPI registration is a critical step to secure Medicaid contracting for dental hygienists.
- Dental hygiene programs should add the NPI process to their curricula within community dental hygiene coursework.


**To access the report and  
its related resources:**

[www.cdhp.org/sealants](http://www.cdhp.org/sealants)



# Questions and thank you

Matt Crespin, MPH, RDH  
mccrespin@chw.org



Follow the Alliance on Facebook and Twitter: @chawisconsin